

EMOTION HEADBANDS

Created by Angela Murphy
www.angelamurphyauthor.ca

loved



INSTRUCTIONS

PLAYERS: 2 OR MORE

PLAYER 1 SITS IN FRONT OF THE OTHER PLAYERS AND FLIPS THE CARD UP ON THEIR FOREHEAD WITHOUT SEEING IT. THOSE WHO SEE THE CARD ACT OUT THE EMOTION. PLAYER 1 LOOKS AT THE FACE AND BODY CLUES OF THE OTHER PLAYERS AND GUESSES THE EMOTION. SWITCH PLAYERS.

1. **Print, cut and play** (pages 1+2).
2. **Print, draw, cut and play** (pages 3+4).
Have students draw their own pictures matching the emotion OR take real pictures of the student acting out the emotion, match to the emotion and glue.
3. **Print, create, cut and play** (pages 5+6).
Brainstorm a list of emotions. Write and/or draw them in the rectangles.

happy



sad



angry



excited



calm



tired



scared



shy



exhausted



confused



surprised



proud



happy ○

sad ○

angry ○

excited ○

calm ○

tired ○

scared ○







shy ○

exhausted ○

confused ○

surprised ○

proud ○



You can do hard things! 🥰

Your brain is amazing!



You are uniquely YOU! 🥰